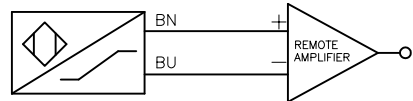
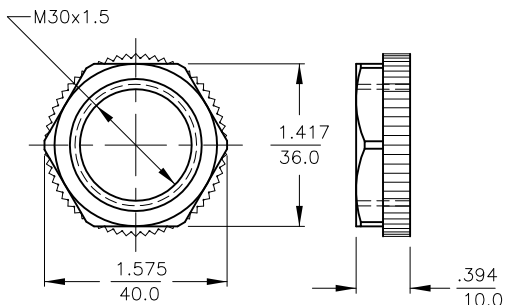


WIRING DIAGRAM



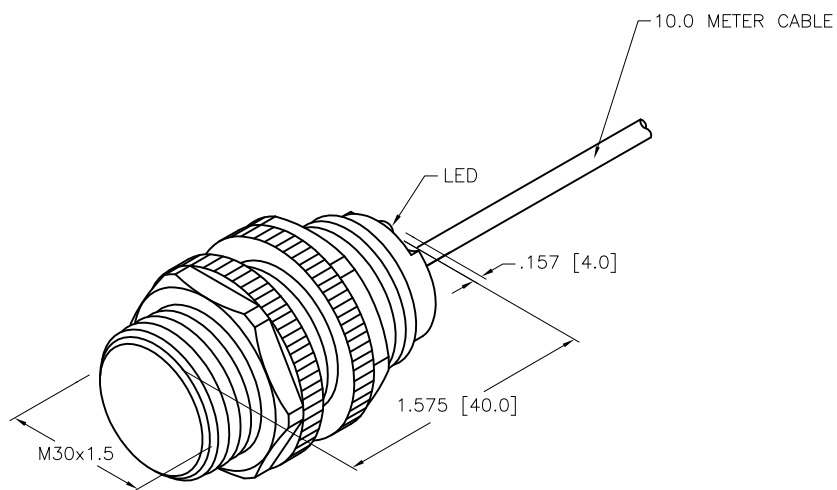
OUTPUT: YOX

LOCKNUT LN-P30


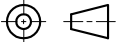


SPECIFICATIONS

RATED OPERATING DISTANCE	15mm [.591"]
MOUNTING MODE	NON-FLUSH
TEMPERATURE DRIFT	≤ ±10% ≤ ±20%, ≥ +70°C
HYSTERESIS	1-10%
MIN. REPEAT ACCURACY	≤ 2.0%
OPERATING TEMPERATURE	-25°C to +70°C (-13°F to +158°F)
OUTPUT FUNCTION	2-WIRE, NAMUR
SWITCHING FREQUENCY	≤ 0.2 kHz
OPERATING VOLTAGE	8.2 VDC NOMINAL
NON-ACTUATED CURRENT CONSUMPTION	≥ 2.1 mA
ACTUATED CURRENT CONSUMPTION	≤ 1.2 mA
HOUSING MATERIAL	PLASTIC, PA12-GF30
ACTIVE FACE MATERIAL	PLASTIC, PA12-GF30
END CAP MATERIAL	PLASTIC, TROGAMID T
CABLE	ø5.2, PVC
SHOCK RESISTANCE	30 g, 11 ms
VIBRATION RESISTANCE	55 Hz, 1 mm AMPLITUDE (IN ALL 3 PLANES)
DEGREE OF PROTECTION	IP67



SOURCE DRAWING - FOR REFERENCE ONLY

RELATED DOCUMENTS		3RD ANGLE PROJECTION		THIS DRAWING IS CONFIDENTIAL AND THE PROPERTY OF TURCK INC. USE OF THIS DOCUMENT WITHOUT WRITTEN PERMISSION IS PROHIBITED.		 3000 CAMPUS DRIVE MINNEAPOLIS, MN 55441 1-800-544-7769 (763) 553-7300 (763) 553-0708 fax www.turck.us	
1.			DRFT	RDS	DATE	01/16/12	DESCRIPTION NI15-P30-YOX 10M
2.			APVD	J.M.	SCALE	1=1.5	
3.		ALL DIMENSIONS DISPLAYED ON THIS DRAWING ARE FOR REFERENCE ONLY CONTACT TURCK FOR MORE INFORMATION	UNIT OF MEASUREMENT		IDENTIFICATION NO.		REV
4.			INCH [MILLIMETER]		4040190		D
MATERIAL		SEE NOTES		DO NOT SCALE THIS DRAWING		FILE: 4040190	
FINISH		SEE NOTES		SHEET 1 OF 1			

D	UPDATE ID NUMBER PER HARMONIZATION PROJECT	CBM	11/06/17	
REV	DESCRIPTION	BY	DATE	ECO NO.