



This module provides four connectors with four PNP inputs and three outputs each for connection to AS-interface®. The wiring is simple for a combined I/O device, such as a Parts Verification Array, or a splitter can be used for separate input and output devices.

A short circuit on any I/O point is indicated by a fault signal per the AS-i V2.1 specification. All I/O is powered from the AS-i supply. The station is fully encapsulated and potted and is intended for use directly on a machine with no need for a separate enclosure.

This module supports both round cable (via a **euromast**® connector) and AS-i standard flat cable. This station supports A/B address mode (1A-31A, 1B-31B).

Integrated Design

- AS-interface station
- Four input connectors

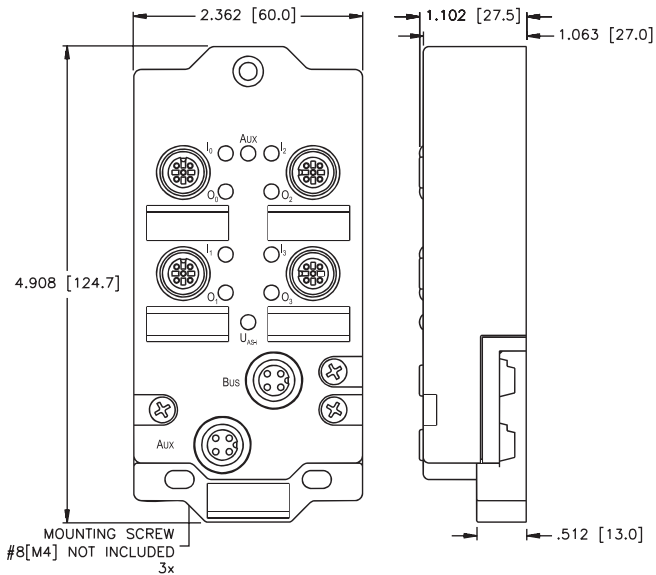
Applications

- For wet and dry environments
- For use with four 3-wire discrete sensors

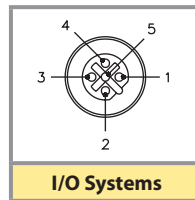
Features

- PNP short-circuit protected inputs
- Glass filled nylon with nickel plated brass connectors

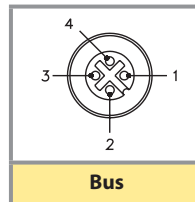
Dimensions



<p>Type "I/O"</p> <p>Style: 5-pin euromast®</p> <p>Cordset: Single Sensor use RK 4.4T-*RS 4.4T</p> <p>Field Wireable: Single Sensor use BS 8141-0</p>	<p>1 = V+</p> <p>2 = Output</p> <p>3 = V-</p> <p>4 = Input</p> <p>5 = PE</p>
--	--



<p>Type "Bus"</p> <p>Style: 4-pin euromast®</p> <p>Cordset: Bus Line use RSC 254-*M (Right Angle: WSC 254-*M/C1251)</p> <p>Field Wireable: Bus Line use BS 8141-0/PG 9/ASI</p> <p>* Also supports standard flat AS-i cable</p>	<p>1 = AS-i V+</p> <p>2 = N/C</p> <p>3 = AS-i V-</p> <p>4 = N/C</p>
---	---



Module Specifications

Electrical

Opening Voltage 18-31 Volts (from AS-i Network)
 Internal Consumption 35 mA plus sum of sensor currents (from AS-i Network)

Input Circuits (4) PNP 3-wire sensors or dry contacts

Input Short-Circuit 400 mA (total shared w/outputs, short-circuit protected)
 Input Signal State Off <2 mA
 On = 3.0-3.4 mA
 Input Delay 2.5 ms

Output Circuits

Output Current Up to 200 mA (total shared w/inputs)

LED Indications

I/O LED Off = Off
 Green = On
 Red = Shorted (just for outputs)
 AS-i Network Off = Off
 Green = Ok
 Red/Green = Fault

Connections

AS-interface **eurofast**® or flat cable (via included base module)
 Auxillary Power **eurofast** or flat cable (via included base module)
 I/O **eurofast**
 Splitter VBRS 4.4-2RK 4T-*/* (sold separately)

Device Address

Address Adjustment 1A - 31A, 1B-31B (v2.1)

Mechanical

Material Glass filled nylon w/ nickel plated brass connectors
 Operating Temperature -25° to +70°C
 Protection IP 67

I/O Data	D3	D2	D1	D0	IO Code 7 ID Code A ID2 Code E
	O3-Not used	O2	O1	O0	
	I3	I2	I1	I0	
Parameter Group	P3	P2	P1	P0	
	Not Used	Not Used	OGS Enable	Not Used	

Current parameter P0 represents IGS and OGS simultaneously. I/O faults are reported via the AS-i peripheral fault bit.