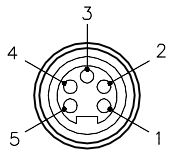


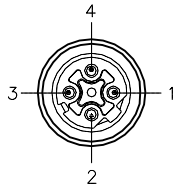
MALE END VIEW



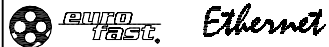
- 1 = N/C
- 2 = +24VDC
- 3 = GND
- 4 = N/C
- 5 = N/C



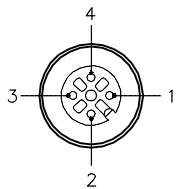
FEMALE END VIEW



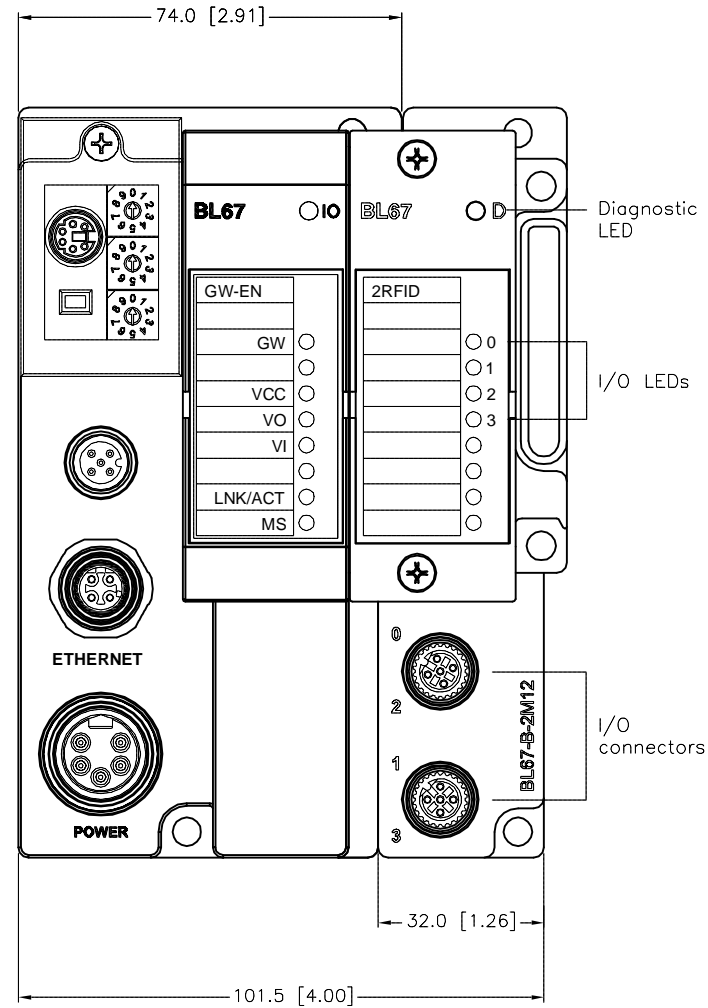
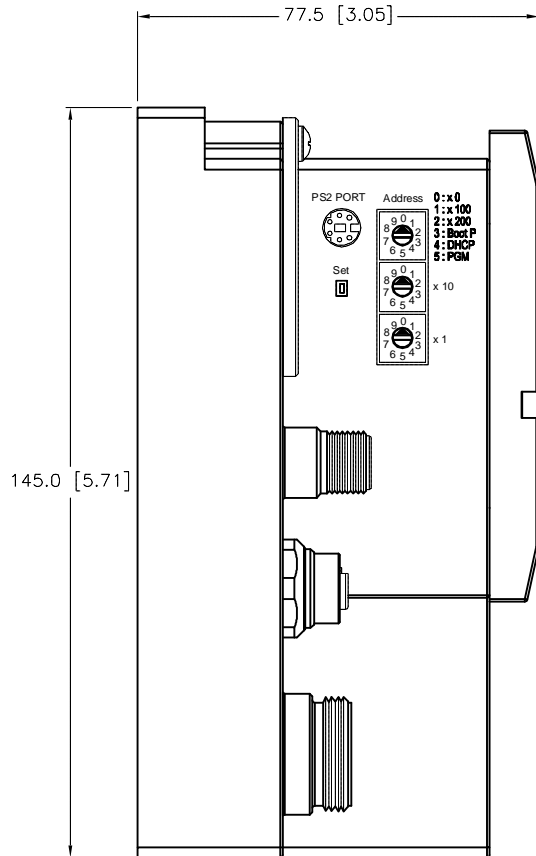
- 1 = WHITE/ORANGE (+TX)
- 2 = WHITE/BLUE (+RX)
- 3 = ORANGE (-TX)
- 4 = BLUE (-RX)



FEMALE END VIEW



- 1 = V+
- 2 = DATA -
- 3 = V-
- 4 = DATA +



NOTES:

- 1. ROTARY SWITCHES SET TO 600

SOURCE DRAWING - FOR REFERENCE ONLY

RELATED DOCUMENTS		3RD ANGLE PROJECTION		THIS DRAWING IS CONFIDENTIAL AND THE PROPERTY OF TURCK INC. USE OF THIS DOCUMENT WITHOUT WRITTEN PERMISSION IS PROHIBITED.		 High Technology Sensors and Automation Controls		3000 CAMPUS DRIVE MINNEAPOLIS, MN 55441 1-800-544-7769 (763) 553-7300 (763) 553-0708 fax turck.com	
1. 2. 3. 4.				DRFT RDS DATE 03/17/16 APVD J.S. SCALE 1=1.5		DESCRIPTION BL67-PKG-1032			
MATERIAL		ALL DIMENSIONS DISPLAYED ON THIS DRAWING ARE FOR REFERENCE ONLY		UNIT OF MEASUREMENT <b>MILLIMETER [ INCH ]</b>		IDENTIFICATION NO. BL10076		REV A	
FINISH		CONTACT TURCK FOR MORE INFORMATION		DO NOT SCALE THIS DRAWING		FILE: BL10076		SHEET 1 OF 1	

A	DRAWING RELEASE	TR	03/18/16	
REV	DESCRIPTION	BY	DATE	ECO NO.