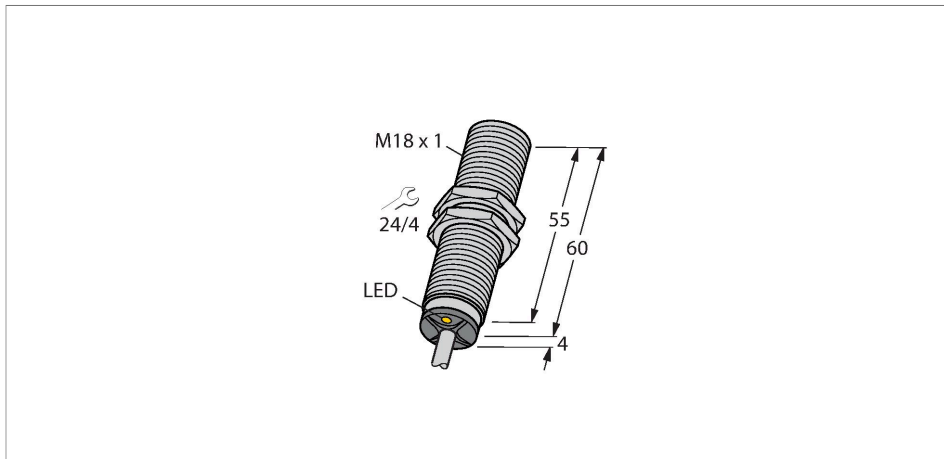


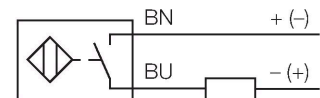
# BI5U-EM18M-AD4X Inductive Sensor



## Features

- M18 × 1 threaded barrel
- Stainless steel, 1.4301
- Factor 1 for all metals
- Resistant to magnetic fields
- DC 2-wire, 10...65 VDC
- NO contact
- Cable connection

## Wiring diagram



## Technical data

Type	BI5U-EM18M-AD4X
ID	4405205
<b>General data</b>	
Rated switching distance	5 mm
Mounting conditions	Flush
Secured operating distance	≤ (0.81 × S <sub>n</sub> ) mm
Repeat accuracy	≤ 2 % of full scale
Temperature drift	≤ ±10 %
	≤ ± 15 %, ≤ -25 °C v ≥ +70 °C
Hysteresis	3...20 %
<b>Electrical data</b>	
Operating voltage U <sub>B</sub>	10...65 VDC
Ripple U <sub>ss</sub>	≤ 10 % U <sub>Bmax</sub>
DC rated operating current I <sub>e</sub>	≤ 100 mA
Residual current	≤ 0.8 mA
Isolation test voltage	0.5 kV
Short-circuit protection	yes/Cyclic
Voltage drop at I <sub>e</sub>	≤ 5 V
Wire break/reverse polarity protection	Complete
Output function	2-wire, NO contact, 2-wire
DC field stability	300 mT
AC field stability	300 mT <sub>SS</sub>
Smallest operating current	≥ 3 mA
Switching frequency	0.01 kHz

## Functional principle

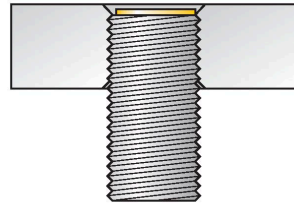
Inductive sensors are designed for wear-free and contactless detection of metal objects. prox+ sensors have significant advantages due to their patented multi-coil system. They excel thanks to their optimum switching distances, maximum flexibility and operational reliability as well as efficient standardization.

## Technical data

Mechanical data	
Design	Threaded barrel, M18 x 1
Dimensions	64 mm
Housing material	Stainless steel, 1.4301 (AISI 304)
Active area material	Plastic, PBT
End cap	Plastic, EPTR
Max. tightening torque of housing nut	25 Nm
Electrical connection	Cable
Cable quality	Ø 5.2 mm, LifYY, PVC, 2 m
Core cross-section	2 x 0.34 mm <sup>2</sup>
Environmental conditions	
Ambient temperature	-25...+70 °C
Vibration resistance	55 Hz (1 mm)
Shock resistance	30 g (11 ms)
Protection class	IP68
MTTF	874 years acc. to SN 29500 (Ed. 99) 40 °C
Switching state	LED, Yellow

## Mounting instructions

### Mounting instructions/Description



Distance D	2 x B
Distance W	3 x Sn
Distance T	3 x B
Distance S	1.5 x B
Distance G	6 x Sn
Diameter active area B	Ø 18 mm

All flush mountable uprox+ threaded barrel types are also recessed mountable. Safe operation is ensured if the sensor is screwed in by half a turn.

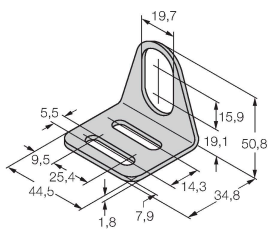
Since the uprox+ 2-wire DC sensors work at a low operating voltage of 8 VDC (with limited load current of 50 mA), the use of isolating switching amplifiers is possible.

The sensors can be operated with the Turck remote I/O fieldbus system BL20. If the sensors are combined with a BL20-4DI-NAMUR slice, events of wire-break or short-circuit can be detected immediately.

## Accessories

MW18

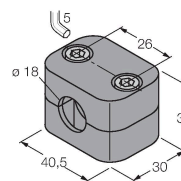
6945004



Mounting bracket for threaded barrel sensors; material: Stainless steel A2 1.4301 (AISI 304)

BSS-18

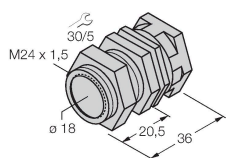
6901320



Mounting clamp for smooth and threaded barrel sensors; material: Polypropylene

QM-18

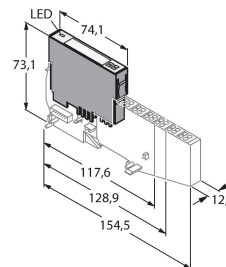
6945102



Quick-mount bracket with dead-stop; material: Chrome-plated brass. Male thread M24 x 1.5. Note: The switching distance of the proximity switches may change when using quick-mount brackets.

BL20-4DI-NAMUR

6827212



4 digital inputs acc. to EN 60947-5-6 For NAMUR sensors, de-energized contacts or uprox@+ 2-wire DC sensors.