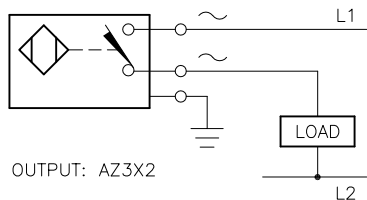


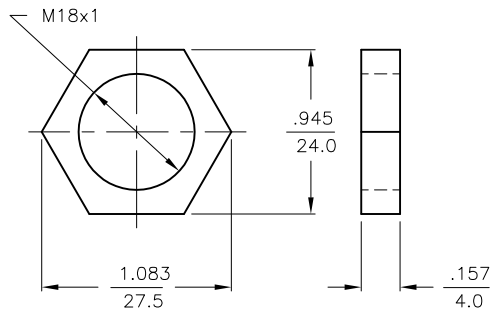
WIRING DIAGRAM



OUTPUT: AZ3X2

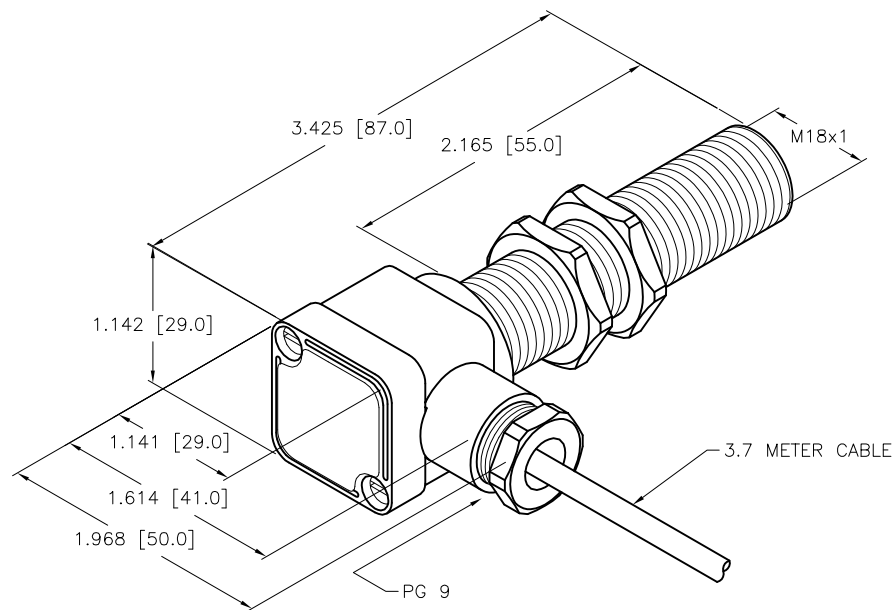
WARNING: NO SHORT-CIRCUIT PROTECTION
ALWAYS WIRE A LOAD IN SERIES WITH THE SENSOR.

LOCKNUT LN-M18



SPECIFICATIONS

| | |
|----------------------------------|--|
| OPERATING VOLTAGE | 20-250 VAC/DC |
| LINE FREQUENCY | 40-60 Hz |
| HYSTERESIS (DIFFERENTIAL TRAVEL) | 3-15% (5% TYPICAL) |
| MAX. VOLTAGE DROP | ≤ 7.0 V |
| OUTPUT FUNCTION | NORMALLY OPEN 2-WIRE AC SELF-CONTAINED |
| SHORT-CIRCUIT PROTECTED | NO |
| CONTINUOUS LOAD CURRENT | ≤ 500 mA |
| OFF-STATE (LEAKAGE) CURRENT | ≤ 1.7 mA |
| MINIMUM LOAD CURRENT | ≥ 5.0 V |
| INRUSH CURRENT | ≤ 8.0 A (≤ 10 ms/5 Hz) |
| TIME DELAY BEFORE AVAILABILITY | ≤ 25 ms |
| POWER-ON EFFECT PROTECTION | INCORPORATED |
| PROTECTION AGAINST TRANSIENTS | 5 kV, 10 ms, 10 kΩ |
| OPERATING TEMPERATURE | -25°C to +70°C (-13°F to +158°F) |
| ENCLOSURE | MEETS NEMA 1, 3, 4, 6, 13 AND IEC IP67 |
| SHOCK | 30 g, 11 ms |
| VIBRATION | 55 Hz, 1 mm AMPLITUDE (IN ALL 3 PLANES) |
| LED FUNCTION | GREEN: POWER ON RED: OUTPUT ENERGIZED |
| SENSING RANGE | 5 mm = .197" (NOMINAL) |
| SWITCHING FREQUENCY | 20 Hz |
| REPEATABILITY | RATED OPERATING DISTANCE |
| EMBEDDABLE (SHIELDED) | YES |
| MAX. CABLE DIA. | 4.5-8.0 mm |



SOURCE DRAWING - FOR REFERENCE ONLY

NOTE:

1. MATERIALS:
 BARREL - CHROME PLATED BRASS
 LOCKNUTS - CHROME PLATED BRASS
 SENSING FACE - PA12-GF30 PLASTIC
 TERMINAL CHAMBER - PA12-GF30 PLASTIC
 COVER - PEI PLASTIC
 SCREWS - STAINLESS STEEL
 CABLE GLAND - PA, HOSTAFORM (POM); NBR SEAL

| | | | | | | | |
|--|--|---|--|--|--|--|--|
| RELATED DOCUMENTS | | 3RD ANGLE PROJECTION | | THIS DRAWING IS CONFIDENTIAL AND THE PROPERTY OF TURCK INC. USE OF THIS DOCUMENT WITHOUT WRITTEN PERMISSION IS PROHIBITED. | | 3000 CAMPUS DRIVE MINNEAPOLIS, MN 55441 1-800-544-7769 (763) 553-7300 (763) 553-0708 fax www.turck.us | |
| 1. 2. 3. 4. | | | | DRFT RDS | | DATE 04/09/09 | |
| MATERIAL | | ALL DIMENSIONS DISPLAYED ON THIS DRAWING ARE FOR REFERENCE ONLY | | APVD | | SCALE 1=2.0 | |
| SEE NOTES | | CONTACT TURCK FOR MORE INFORMATION | | UNIT OF MEASUREMENT | | DESCRIPTION | |
| FINISH | | INCH [MILLIMETER] | | DO NOT SCALE THIS DRAWING | | BI5-G18SK-AZ3X2 3.7M | |
| SEE NOTES | | | | IDENTIFICATION NO. | | REV | |
| | | | | 4331495 | | C | |
| C UPDATE ID NUMBER PER HARMONIZATION PROJECT | | CBM 11/06/17 | | FILE: 4331495 | | SHEET 1 OF 1 | |
| REV DESCRIPTION | | BY DATE ECO NO. | | | | | |