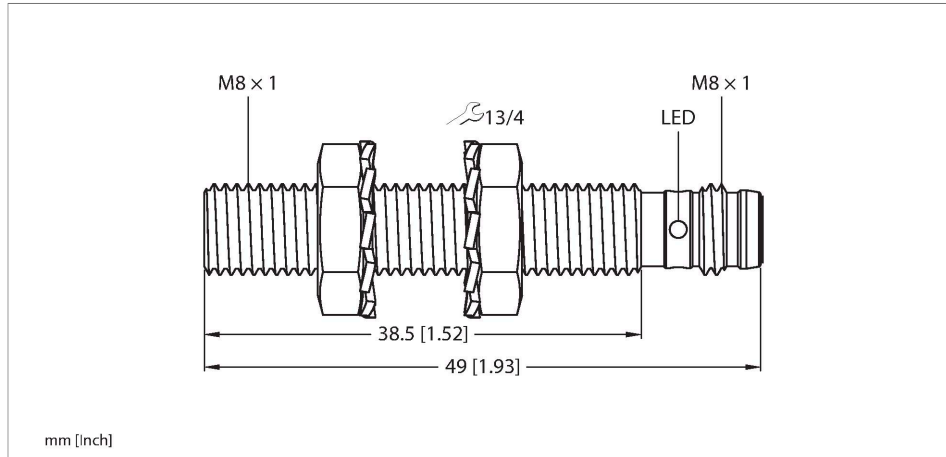


# BI1.5-EG08-AP6X-V1131

## Inductive Sensor



### Features

- M8 × 1 threaded barrel
- Stainless steel, 1.4305 (AISI 303)
- DC 3-wire, 10...30 VDC
- NO contact, PNP output
- M8 x 1 male connector

### Wiring diagram



### Technical data

Type	BI1.5-EG08-AP6X-V1131
ID	4602220
<b>General data</b>	
Rated switching distance	1.5 mm
Mounting conditions	Flush
Secured operating distance	$\leq (0.81 \times S_n)$ mm
Correction factors	St37 = 1; Al = 0.3; stainless steel = 0.7; Ms = 0.4
Repeat accuracy	$\leq 2$ % of full scale
Hysteresis	20 %
<b>Electrical data</b>	
Operating voltage $U_B$	10...30 VDC
Ripple $U_{ss}$	$\leq 10$ % $U_{Bmax}$
DC rated operating current $I_o$	$\leq 150$ mA
No-load current	$\leq 15$ mA
Residual current	$\leq 0.1$ mA
Isolation test voltage	0.5 kV
Short-circuit protection	yes/Cyclic
Voltage drop at $I_o$	$\leq 1.8$ V
Wire break/reverse polarity protection	yes/Complete
Output function	3-wire, NO contact, PNP
Switching frequency	3 kHz
<b>Mechanical data</b>	
Design	Threaded barrel, M8 x 1

### Functional principle

Inductive sensors detect metal objects contactless and wear-free. For this, they use a high-frequency electromagnetic AC field that interacts with the target. Inductive sensors generate this field via an RLC circuit with a ferrite coil.

## Technical data

Dimensions	49 mm
Housing material	Stainless steel, 1.4305 (AISI 303)
Active area material	Plastic, PA6.6
Max. tightening torque of housing nut	5 Nm
Electrical connection	Connector, M8 × 1
<b>Environmental conditions</b>	
Ambient temperature	-25...+70 °C
Vibration resistance	55 Hz (1 mm)
Shock resistance	30 g (11 ms)
Protection class	IP67
MTTF	2283 years acc. to SN 29500 (Ed. 99) 40 °C
Switching state	LED, Yellow

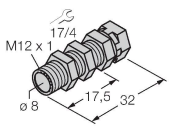
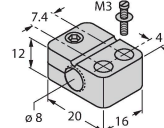
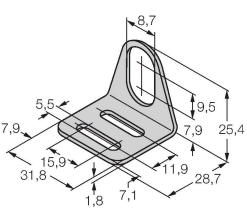
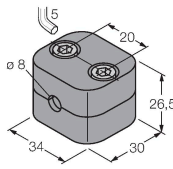
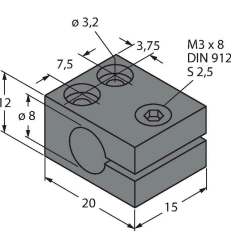
## Mounting instructions

### Mounting instructions/Description




Distance D	2 x B
Distance W	3 x Sn
Distance T	3 x B
Distance S	1.5 x B
Distance G	6 x Sn
Diameter active area B	Ø 8 mm

## Accessories

<p><b>QM-08</b></p> 	<p><b>6945100</b></p> <p>Quick-mount bracket with dead-stop, chrome-plated brass, male thread M12 x 1. Note: The switching distance of proximity switches may be reduced through the use of quick-mount brackets.</p>	<p><b>BST-08B</b></p> 	<p><b>6947210</b></p> <p>Mounting clamp for threaded barrel sensors, with dead-stop; material: PA6</p>
<p><b>MW08</b></p> 	<p><b>6945008</b></p> <p>Mounting bracket for threaded barrel sensors; material: Stainless steel A2 1.4301 (AISI 304)</p>	<p><b>BSS-08</b></p> 	<p><b>6901322</b></p> <p>Mounting clamp for smooth and threaded barrel sensors; material: Polypropylene</p>
<p><b>MBS80</b></p> 	<p><b>69479</b></p> <p>Mounting clamp for smooth barrel sensors; mounting block material: Anodized aluminum</p>		

## Wiring accessories

Dimension drawing	Type	ID	
	<p>PKGV3M-2/TEL</p>	<p>6625385</p>	<p>Connection cable, M8 female connector, straight, 3-pin, stainless steel coupling nut, cable length: 2 m, jacket material: PVC, black; cULus approval</p>