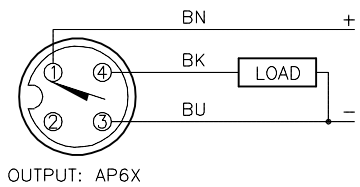
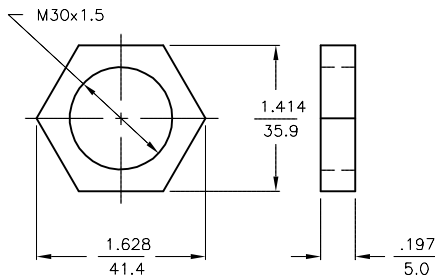


WIRING DIAGRAM



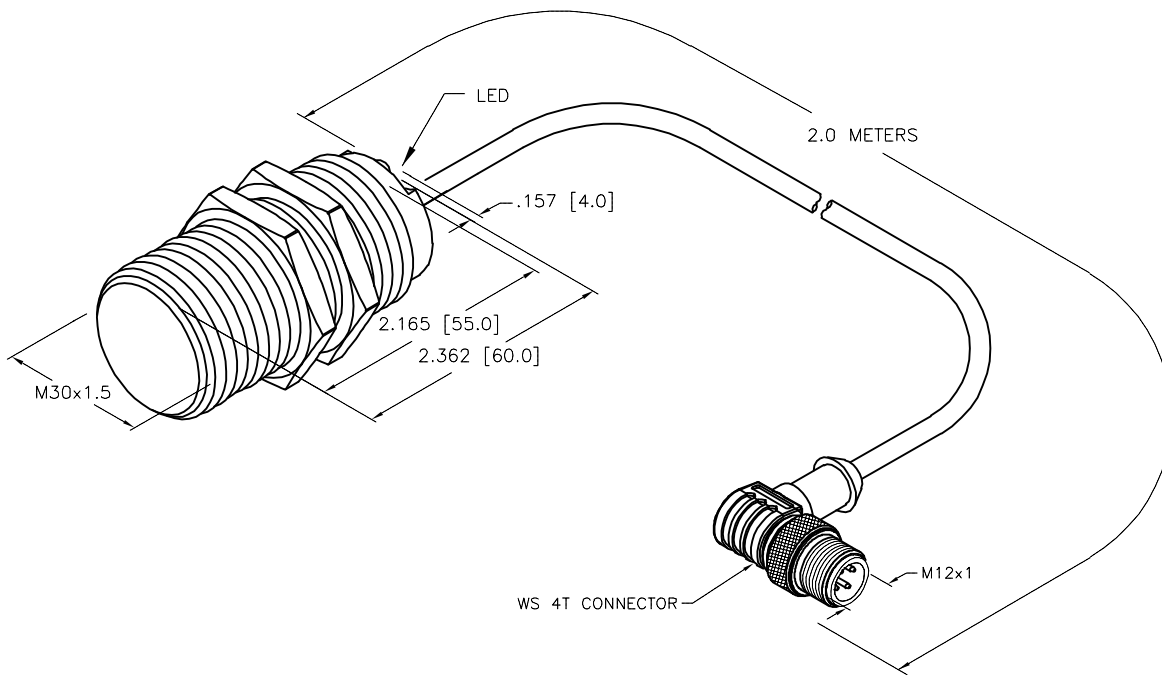
SHORT-CIRCUIT AND OVERLOAD PROTECTED

LOCKNUT LN-M30



SPECIFICATIONS

RATED OPERATING DISTANCE	15mm = .591" (NOMINAL)
MOUNTING MODE	FLUSH
REPEATABILITY	≤ 2%
TEMPERATURE DRIFT	≤ ± 10%
HYSTERESIS	3-15%
AMBIENT TEMPERATURE	-25°C to +70°C (-13°F to +158°F)
OPERATING VOLTAGE	10-30 VDC
RESIDUAL RIPPLE	≤ 10%
RATED OPERATIONAL CURRENT	≤ 200 mA
NO-LOAD CURRENT	≤ 15 mA
RESIDUAL CURRENT	≤ 0.1 mA
RATED INSULATION VOLTAGE	≤ 0.5 kV
SHORT-CIRCUIT PROTECTION	YES
MAX. VOLTAGE DROP	≤ 1.8 V
WIRE BREAK PROTECTION	INCORPORATED
REVERSE POLARITY PROTECTION	INCORPORATED
OUTPUT FUNCTION	3-WIRE, NORMALLY OPEN, PNP
SWITCHING FREQUENCY	≤ 0.5 kHz
HOUSING MATERIAL/PLATING	BRASS/CHROME
ACTIVE FACE	PLASTIC, PA12-GF20
CABLE	ø5.2, PVC ITC
VIBRATION RESISTANCE	55 Hz (IN ALL 3 PLANES)
SHOCK RESISTANCE	30 g, 11 ms
PROTECTION DEGREE	IP67
SWITCHING STATUS INDICATION	LED; YELLOW



SOURCE DRAWING - FOR REFERENCE ONLY

RELATED DOCUMENTS 1. 2. 3. 4.	3RD ANGLE PROJECTION 	THIS DRAWING IS CONFIDENTIAL AND THE PROPERTY OF TURCK INC. USE OF THIS DOCUMENT WITHOUT WRITTEN PERMISSION IS PROHIBITED.		3000 CAMPUS DRIVE MINNEAPOLIS, MN 55441 1-800-544-7769 (763) 553-7300 (763) 553-0708 fax www.turck.us	
	MATERIAL	DRFT NF	DATE 07/24/19	DESCRIPTION BI15-M30-AP6X-2-WS4T	
FINISH	ALL DIMENSIONS DISPLAYED ON THIS DRAWING ARE FOR REFERENCE ONLY	APVD A.F.	SCALE 1=1.5	IDENTIFICATION NO. 100009907	
A	DRAWING RELEASE	NF	08/22/19	REV A	
REV	DESCRIPTION	BY	DATE	ECO NO.	FILE: 100009907
				UNIT OF MEASUREMENT INCH [MILLIMETER]	SHEET 1 OF 1
				DO NOT SCALE THIS DRAWING	

A	DRAWING RELEASE	NF	08/22/19	
REV	DESCRIPTION	BY	DATE	ECO NO.