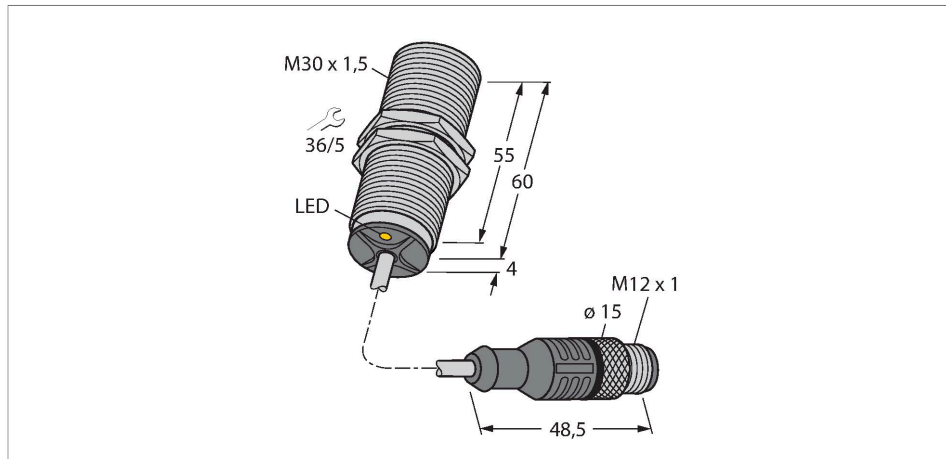


BI10U-M30-AP6X-0.2-RS4T

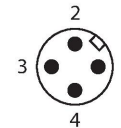
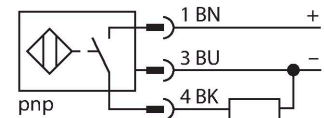
Inductive Sensor



Features

- M30 × 1.5 threaded tube
- Chrome-plated brass
- Factor 1 for all metals
- Protection class IP68
- Resistant to magnetic fields
- Extended temperature range
- High switching frequency
- DC 3-wire, 10...30 VDC
- NO contact, PNP output
- Pigtail with male end M12 x 1

Wiring diagram



Technical data

Type	BI10U-M30-AP6X-0.2-RS4T
ID	1636195
General data	
Rated switching distance	10 mm
Mounting conditions	Flush
Secured operating distance	$\leq (0.81 \times S_n)$ mm
Repeat accuracy	$\leq 2\%$ of full scale
Temperature drift	$\leq \pm 10\%$
	$\leq \pm 15\%$, $\leq -25\text{ °C}$ v $\geq +70\text{ °C}$
Hysteresis	3...15 %
Electrical data	
Operating voltage	10...30 VDC
Residual ripple	$\leq 10\% U_{ss}$
DC rated operational current	≤ 200 mA
No-load current	25 mA
Residual current	≤ 0.1 mA
Isolation test voltage	≤ 0.5 kV
Short-circuit protection	yes / Cyclic
Voltage drop at I_o	≤ 1.8 V
Wire breakage/Reverse polarity protection	yes / Complete
Output function	3-wire, NO contact, PNP
DC field stability	300 mT
AC field stability	300 mT _{ss}
Switching frequency	1 kHz

Functional principle

Inductive sensors are designed for wear-free and contactless detection of metal objects. uprox Factor 1 sensors have significant advantages due to their patented ferrite-coreless multi-coil system. They detect all metals at the same large switching distance and are resistant to magnetic fields.

Technical data

Mechanical data	
Design	Threaded barrel, M30 × 1.5
Dimensions	65 mm
Housing material	Metal, CuZn, Chrome-plated
Active area material	Plastic, PBT
End cap	Plastic, EPTR
Material coupling nut	metal, CuZn, nickel-plated
Max. tightening torque of housing nut	75 Nm
Electrical connection	Cable with connector, M12 × 1
Cable quality	Ø 5.2 mm, LifYY, PVC, 0.2 m
Core cross-section	3 x 0.34 mm ²
Environmental conditions	
Ambient temperature	-30...+85 °C
Vibration resistance	55 Hz (1 mm)
Shock resistance	30 g (11 ms)
Protection class	IP68
MTTF	874 years acc. to SN 29500 (Ed. 99) 40 °C
Switching state	LED, Yellow

Mounting instructions

Mounting instructions/Description



Distance D 60 mm

Distance W 27 mm

Distance T 3 x B

Distance S 45 mm

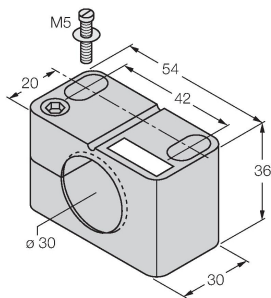
Distance G 54 mm

Diameter active area B \varnothing 30 mm

Accessories

BST-30B

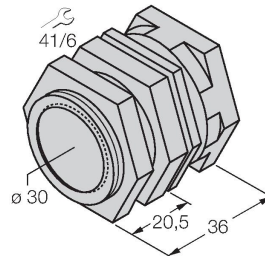
6947216



Mounting clamp for threaded barrel sensors, with dead-stop; material: PA6

QM-30

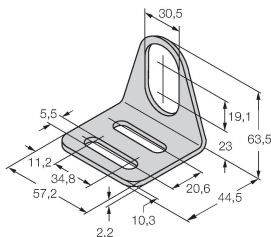
6945103



Quick-mount bracket with dead-stop; material: Chrome-plated brass. Male thread M36 x 1.5. Note: The switching distance of the proximity switches may change when using quick-mount brackets.

MW-30

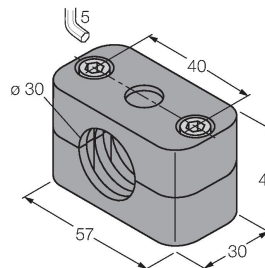
6945005



Mounting bracket for threaded barrel sensors; material: Stainless steel A2 1.4301 (AISI 304)

BSS-30

6901319



Mounting clamp for smooth and threaded barrel sensors; material: Polypropylene